


# DroneStop® Installation Manual

## Introduction

DroneStop® is lightweight, flexible, and easy to install, providing a secure, customisable solution for protecting military assets from airborne threats and preventing the illegal delivery of contraband into prisons. In order to simplify installation we can supply:

- ▶ Long mesh rolls (recommended up to 25m x 2m for ease of handling) that are ready to be unfolded and welded in-situ as required during installation.
- ▶ Joining kits and technical support for your specific design requirements.
- ▶ Laser cut mesh in any shape and dimension up to 2m x 2m.
- ▶ Pre-framed panels for quick assembly.
- ▶ Pre-welded mesh panels for faster installation on site.



**Made-To-Order Frames Available, With Bespoke Shapes Supplied on Request:**



## General Installation Tips

**Keep Mesh Taut:** Ensure the mesh is pulled tight to prevent sagging under debris impact or snow-loading.

### Improved Visibility:

- ▶ We can supply chemically blackened mesh for enhanced see-through visibility.
- ▶ The mesh can be painted post-installation using a standard roller. Ensure weather-resistant paint is used and allow to dry fully before use.





## Installation Guide: Wooden Structures



### Recommended Method:

Sandwich the mesh edges between two wooden battens for maximum security and safety.

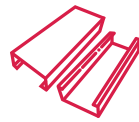
### Alternative Method:

Secure the mesh using staples. If using this method:

- ▶ Fold over mesh edges or overlap two pieces.
- ▶ Place staples a few stitches in from the edge.



Divergent Point Staples



## Installation Guide: Metallic Structures

### We Can Supply:

- ▶ Stainless steel tie wire.
- ▶ Plastic or stainless cable ties.
- ▶ Staplers and staples.


**Tip:** Use stainless steel fasteners to prevent rust and corrosion when combining different metals.

- ▶ Please contact us about your specific installation. Our engineers will be happy to recommend the most suitable process and materials for your needs.



## Additional Installation Accessories

- ▶ We can also supply hog rings and stainless steel wire for secure fixing.
- ▶ Mesh edges can also be sewn for added strength.



**For further information please visit:  
[www.knitmeshtechnologies.com](http://www.knitmeshtechnologies.com)**

If you are unsure about any step of the installation process or have technical questions, contact our support team direct on:

**Tel: +44 (0) 1352 717 640**

**Email: [enquiries@knitmesh.com](mailto:enquiries@knitmesh.com)**



**KnitMesh**<sup>®</sup>  
Technologies

Protecting People, Property and our Planet